

# PRECOG: PReDiction Conditioned On Goals in Visual Multi-Agent Settings

Nicholas Rhinehart<sup>1</sup>, Rowan McAllister<sup>2</sup>, Kris Kitani<sup>1</sup>, Sergey Levine<sup>2</sup>

<sup>1</sup>Carnegie Mellon University; <sup>2</sup>University of California, Berkeley

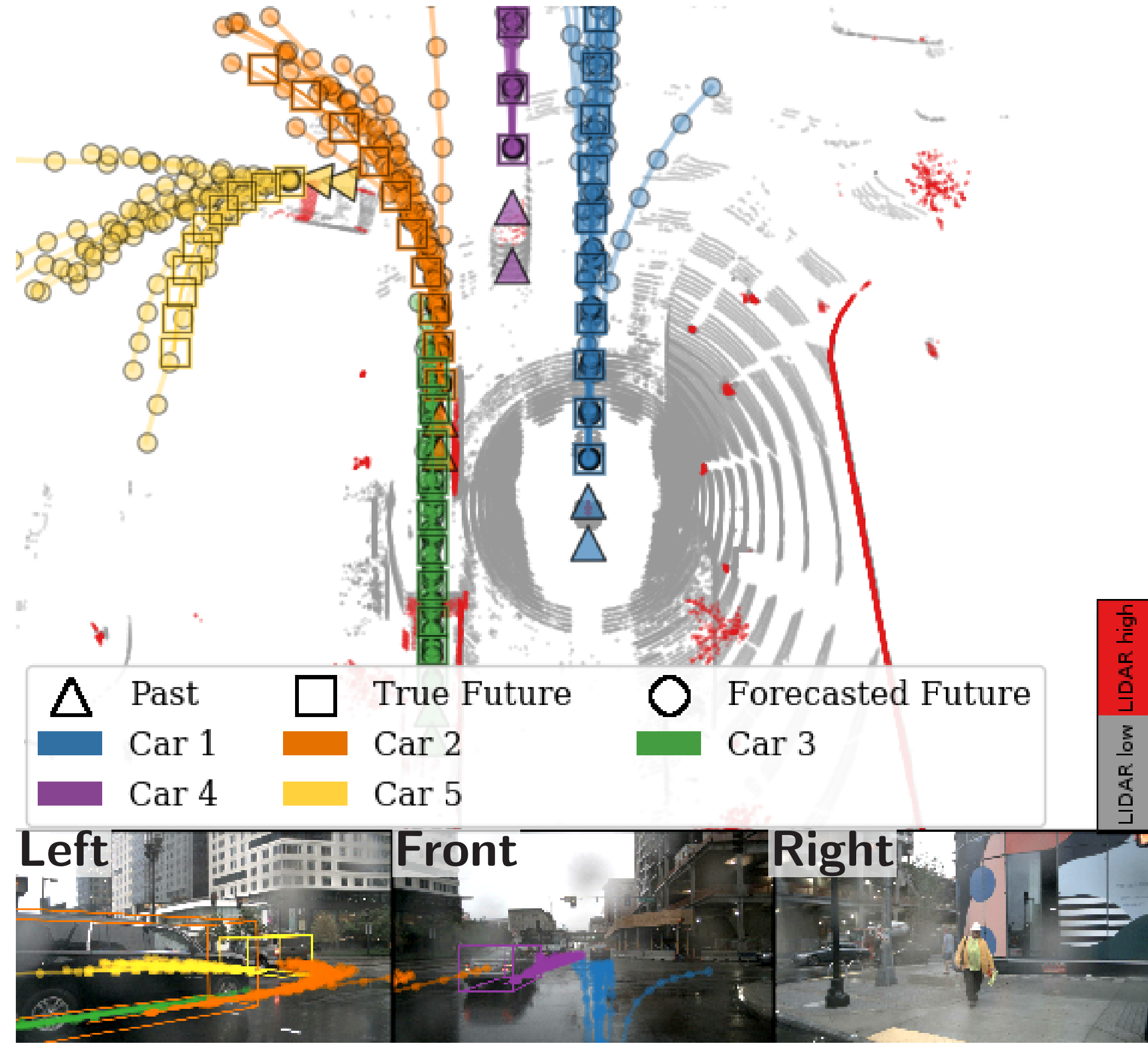
<https://arxiv.org/abs/1905.01296> • <https://sites.google.com/view/precog>



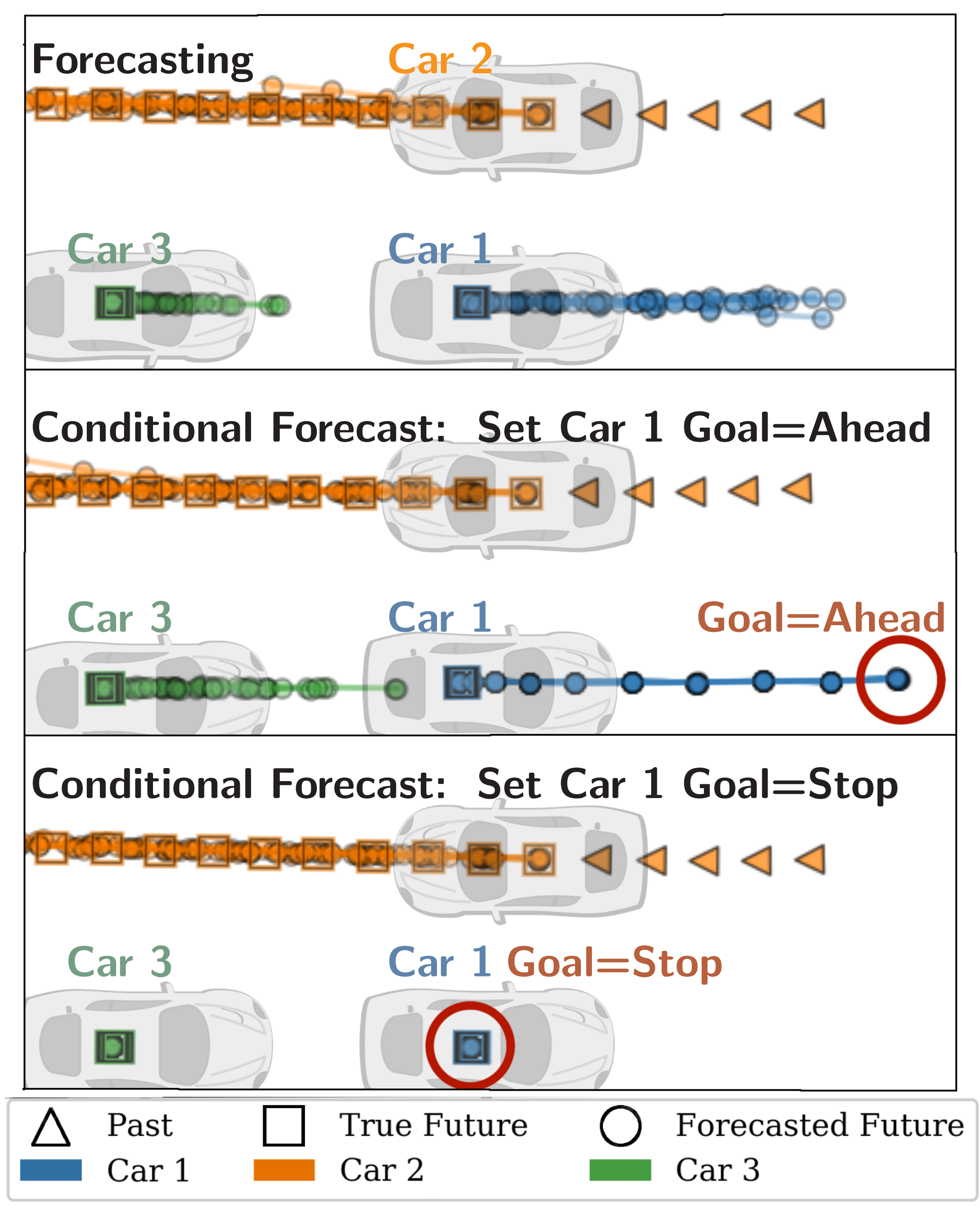
## Contributions

- ✓ State-of-the-art multi-agent forecasting
- ✓ Goal-conditioned multi-agent forecasting
- ✓ Multi-agent imitative planning objective

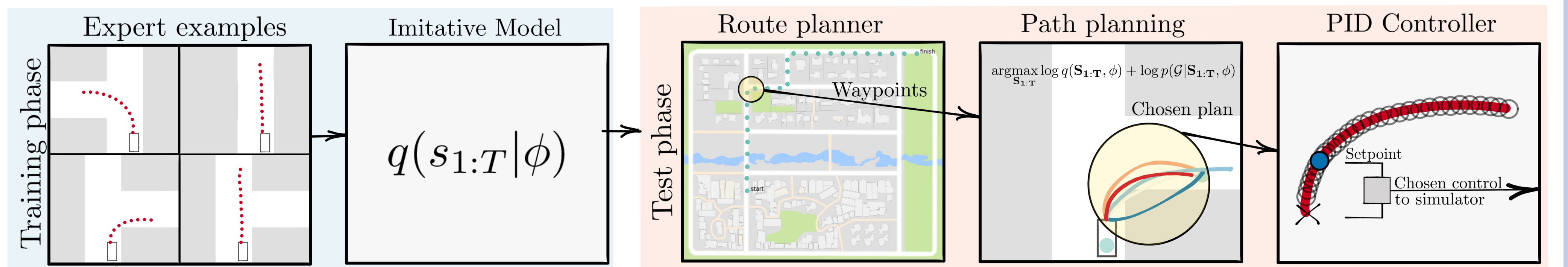
## Multi-agent Forecasting



## Goal-Conditioned Forecasting

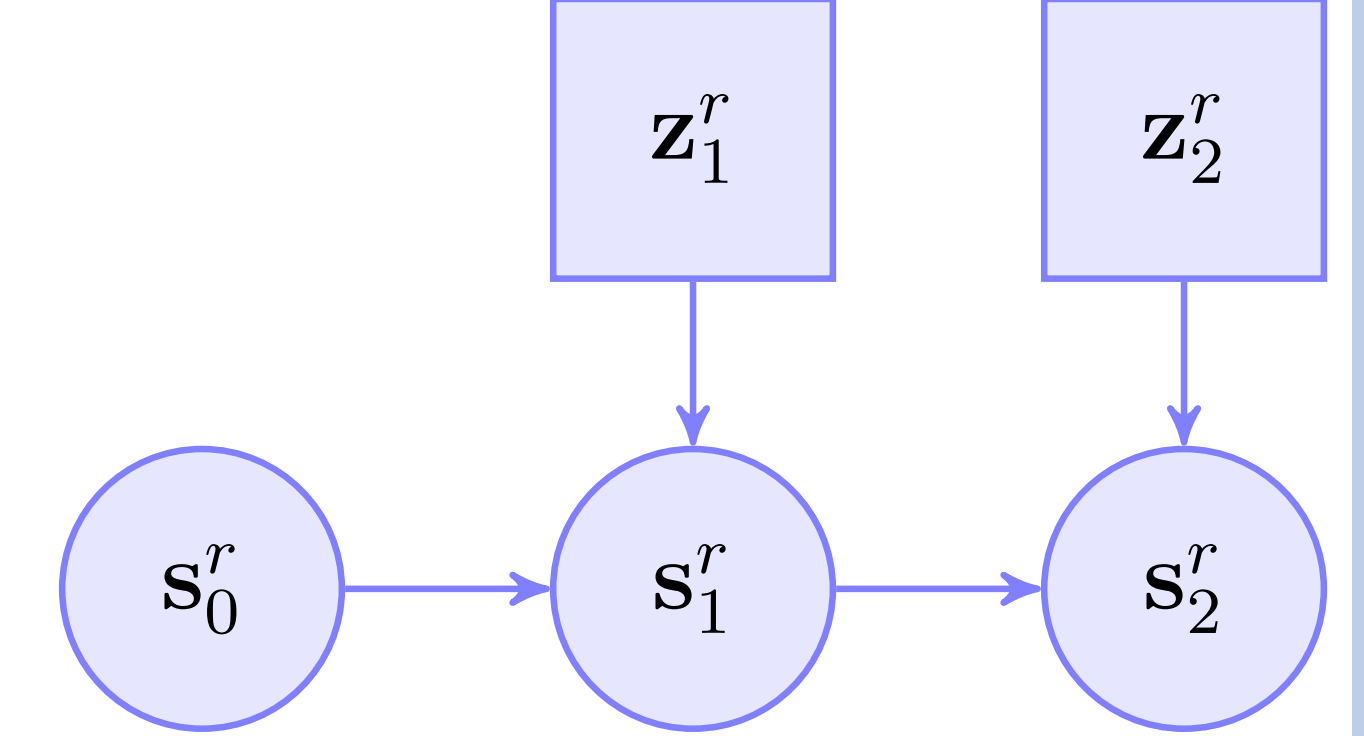


## Prior Work: Imitative Models [4]

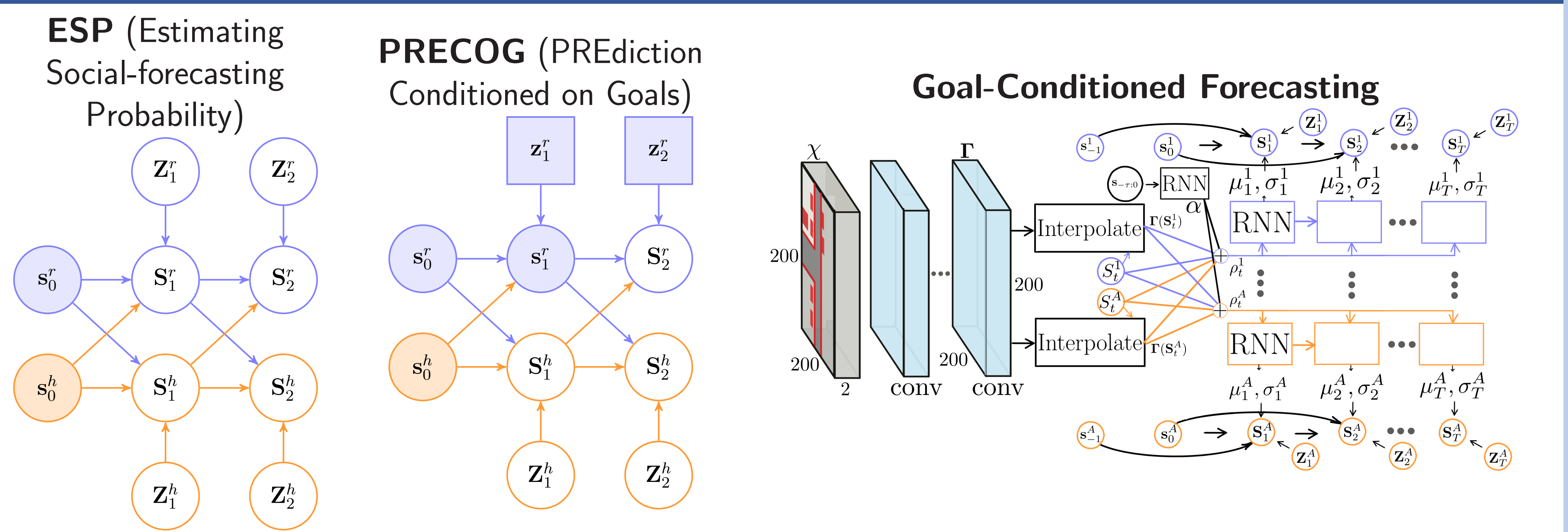


Plan what expert "would have likely done" to reach goal.

$$\begin{aligned} \max_{s_{1:T}} \log p(s_{1:T} | \mathcal{G}, \phi) &= \max_{s_{1:T}} \log q(s_{1:T} | \phi) + \log p(\mathcal{G} | s_{1:T}, \phi) - \log p(\mathcal{G} | \phi) \\ &= \max_{s_{1:T}} \underbrace{\log q(s_{1:T} | \phi)}_{\text{imitation prior}} + \underbrace{\log p(\mathcal{G} | s_{1:T}, \phi)}_{\text{goal likelihood}} \end{aligned}$$



## Model of Agent Interaction



## Multi-Agent Planning Objective

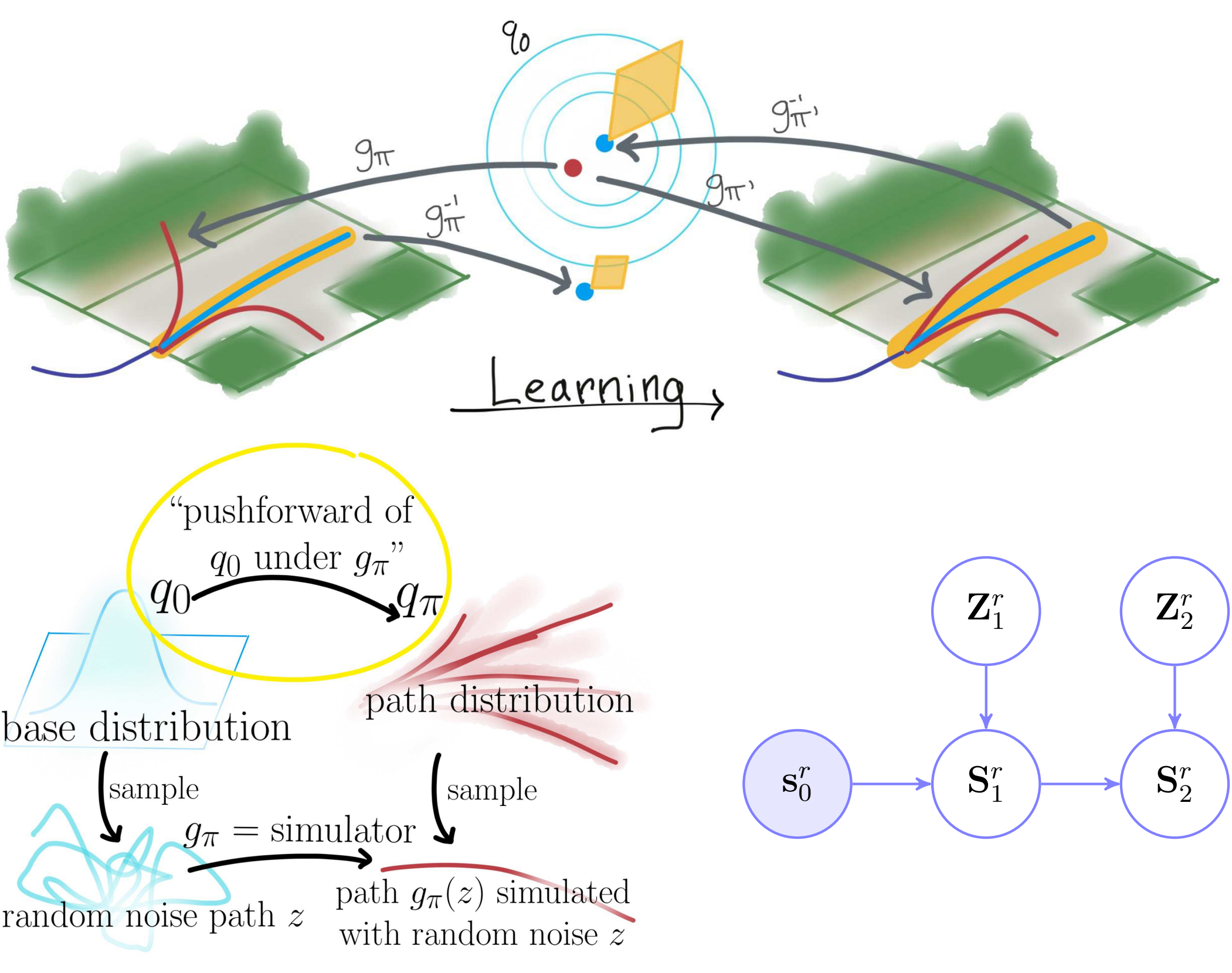
$$\begin{aligned} z^{robot*} &= \underset{z^{robot}}{\operatorname{argmax}} \mathbb{E}_{z^{human}} [\log p(S | \mathcal{G}, \phi)] \\ &= \underset{z^{robot}}{\operatorname{argmax}} \mathbb{E}_{z^{human}} [\log (q(S | \phi) p(\mathcal{G} | S, \phi))] - \log p(\mathcal{G} | \phi) \\ &= \underset{z^{robot}}{\operatorname{argmax}} \mathbb{E}_{z^{human}} [\underbrace{\log q(f(Z) | \phi)}_{\text{multi-agent prior}} + \underbrace{\log p(\mathcal{G} | f(Z), \phi)}_{\text{goal likelihood}}] \end{aligned}$$

## Forecasting Evaluation

Approach	Test $\hat{m}_{K-12}$	Test $\hat{e}$	Test $\hat{m}_{K-12}$	Test $\hat{e}$	Test $\hat{m}_{K-12}$	Test $\hat{e}$
<b>CARLA Town02 Test</b>						
	2 agents	3 agents	4 agents		5 agents	
DESIRE [2]	1.587 ± 0.020	-	2.234 ± 0.023	-	2.422 ± 0.017	-
SocialGAN [1]	0.812 ± 0.013	-	1.098 ± 0.014	-	1.141 ± 0.015	-
R2P2-MA [3]	0.387 ± 0.008	0.645 ± 0.002	0.690 ± 0.009	0.621 ± 0.002	0.770 ± 0.008	<b>0.618 ± 0.002</b>
Ours: ESP, no LIDAR	0.719 ± 0.011	0.640 ± 0.002	0.919 ± 0.011	0.650 ± 0.002	1.102 ± 0.011	0.652 ± 0.002
Ours: ESP	<b>0.385 ± 0.007</b>	<b>0.585 ± 0.002</b>	<b>0.509 ± 0.007</b>	<b>0.599 ± 0.002</b>	<b>0.675 ± 0.007</b>	0.630 ± 0.001
<b>nuScenes Test</b>						
	2 agents	3 agents	4 agents		5 agents	
DESIRE [2]	4.421 ± 0.130	-	5.957 ± 0.162	-	6.575 ± 0.198	-
SocialGAN [1]	3.033 ± 0.110	-	3.484 ± 0.129	-	3.871 ± 0.148	-
R2P2-MA [3]	2.055 ± 0.093	0.989 ± 0.008	2.695 ± 0.100	1.020 ± 0.011	3.311 ± 0.166	<b>1.050 ± 0.012</b>
Ours: ESP, no LIDAR	2.240 ± 0.084	<b>0.955 ± 0.008</b>	3.201 ± 0.113	1.033 ± 0.012	3.442 ± 0.139	1.107 ± 0.018
Ours: ESP	1.705 ± 0.089	1.018 ± 0.011	2.547 ± 0.095	1.053 ± 0.015	3.266 ± 0.155	1.082 ± 0.013
Ours: ESP+Road	<b>1.505 ± 0.070</b>	1.016 ± 0.011	<b>2.360 ± 0.093</b>	<b>1.013 ± 0.012</b>	<b>2.892 ± 0.162</b>	1.114 ± 0.024

## Prior Work: R2P2

(Reparameterized Pushforward Policy) [3]



## Goal-Conditioned Forecasting Evaluation

Data	Approach	Test $\hat{m}_{K-12}$	Test $\hat{m}_{K-12}^1$	Test $\hat{m}_{K-12}^2$	Test $\hat{m}_{K-12}^3$	Test $\hat{m}_{K-12}^4$	Test $\hat{m}_{K-12}^5$
CARLA 3	ESP	0.426 ± 0.013	0.204 ± 0.009	0.556 ± 0.027	0.519 ± 0.021	-	-
	PRECOG	<b>0.355 ± 0.012</b>	<b>0.052 ± 0.003</b>	<b>0.519 ± 0.025</b>	<b>0.493 ± 0.020</b>	-	-
CARLA 5	ESP	0.718 ± 0.012	0.340 ± 0.011	0.759 ± 0.024	0.809 ± 0.025	0.851 ± 0.023	0.828 ± 0.024
	PRECOG	<b>0.640 ± 0.011</b>	<b>0.066 ± 0.003</b>	<b>0.741 ± 0.024</b>	<b>0.790 ± 0.024</b>	<b>0.804 ± 0.022</b>	<b>0.801 ± 0.024</b>
nuScenes 3	ESP	1.511 ± 0.077	1.128 ± 0.061	1.543 ± 0.118	1.862 ± 0.147	-	-
	PRECOG	<b>1.016 ± 0.062</b>	<b>0.121 ± 0.005</b>	<b>1.320 ± 0.105</b>	<b>1.606 ± 0.122</b>	-	-
nuScenes 5	ESP	2.921 ± 0.175	1.861 ± 0.109	2.369 ± 0.188	2.812 ± 0.188	3.201 ± 0.254	4.363 ± 0.652
	PRECOG	<b>2.508 ± 0.152</b>	<b>0.149 ± 0.021</b>	<b>2.324 ± 0.187</b>	<b>2.654 ± 0.190</b>	<b>3.157 ± 0.273</b>	<b>4.254 ± 0.586</b>

## References

- [1] A. Gupta, J. Johnson, L. Fei-Fei, S. Savarese, and A. Alahi. Social GAN: Socially acceptable trajectories with generative adversarial networks. In *Computer Vision and Pattern Recognition (CVPR)*, 2018.
- [2] N. Lee, W. Choi, P. Vernaza, C. B. Choy, P. H. Torr, and M. Chandraker. DESIRE: Distant future prediction in dynamic scenes with interacting agents. In *Computer Vision and Pattern Recognition (CVPR)*, pages 336–345, 2017.
- [3] N. Rhinehart, K. M. Kitani, and P. Vernaza. R2P2: A reparameterized pushforward policy for diverse, precise generative path forecasting. In *European Conference on Computer Vision (ECCV)*, September 2018.
- [4] N. Rhinehart, R. McAllister, and S. Levine. Deep imitative models for flexible inference, planning, and control. *arXiv preprint arXiv:1810.06544*, 2018.